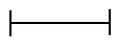

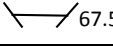
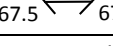



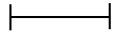




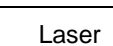


# Übungsaufgabe QV Metallbauer 2014

## Stückliste "Fachspezifische Arbeiten" Zeichnung No.30 Fachrichtung Metallbau

Pos.	Bezeichnung	Material	Stück	Länge		Bemerkung
30	Lehre	PRR 68x2	1	100		Biegelehre zur Verfügung gestellt
31	Grundkonstruktion	ROR 34x34x2	4	450		
32	Grundkonstruktion	ROR 34x34x2	4	200		
33	Grundkonstruktion	ROR 34x34x2	2	353		
34	Falzleiste	ROR 15x15x2	8	529		
35	Flansch	SIR 76.1x2.9	2	34		
36	Flügel	ROR 01.230	2	522		
37	Flügel	ROR 01.230	2	305		
38	Flügel	LNP 15x15x3	1	50		
39	Falzleiste	L 15x15x2 - Alu	1	1200		Zuschnitt durch Kandidat
40	Falzleiste	L 15x15x2 - Alu	1	800		Zuschnitt durch Kandidat
41	Stütze	PRR 68x2	1	897		
42	Stütze	TPH 35x35x4.5	1	470		ausklinken
43	Stütze	TPH 35x35x4.5	1	470		ausklinken
44	Stütze	TPH 35x35x4.5	1	450		ausklinken
45	Stütze	Scheibe	2	Ø65x4	Laser	
46	Grundkonstruktion	BLE 2 - DC04	2	532	abgekantet	
47	Grundkonstruktion	BLE 2 - DC04	2	532	abgekantet	
48	Grundkonstruktion	BLE 2 - DC04	3	532	abgekantet	
49	Grundkonstruktion	BLE 2 - DC04	3	532	abgekantet	
50	Ablageblech	BLE 1.5 - 1.4301	1	440x440	Laser	
51	Bodenblech	BLE 2 - AlMg1	1	422x422	Laser	
52	Stütze	BLE 4 - DC04	1	Ø90	Laser	innen Ø 69
53	Tablar	BLE 2 - 1.4301	1	289x273	Laser+abk.	
54	Tablar	BLE 2 - 1.4301	1	135x28		
55	Tablar	BLE 2 - 1.4301	1	128x28		

56	Tablar	BLE 2 - 1.4301	1	265x30	abgekantet	Biegen auf der Lehre Pos.30
57	Tablar	BLE 2 - AlMg1	1	289x273	Laser+abk.	
58	Tablar	BLE 2 - AlMg1	1	135x28		
59	Tablar	BLE 2 - AlMg1	1	128x28		
60	Tablar	BLE 2 - AlMg1	1	265x30	abgekantet	Biegen auf der Lehre Pos.30
61	Griff	MTS 35.5725.41	1	90x35		
62	Schweissbänder	MTS 19.9000.885.04	2	80mm		
63	Magnet	Supermagnete CSN-ES-16	1	Ø16 M3		
64	Füsse	OPO 51.885.04	4	Ø30 M8		
65	Füsse	Mutter	4	M8		
66	Befestigung Falzleisten	Zyl-Schr In-6kt	16	M5x6		
67	Befestigung Falzleisten	Se-Schr In-6kt	8	M5x20		
68	Befestigung Griff	Se-Schr In-6kt	2	M4x40		
69	Befestigung Pos.51	Flachkopf Blindniete	6	4*10		
70	Befestigung Grundkonstruktion	Schwarze Mutter	2	M8		
71	Befestigung Grundkonstruktion	6kt-Schr	2	M8x20		
72	Befestigung Tablare	6kt-Schr	2	M6x20		
73	Befestigung Tablare	Unterlagsscheibe DIN 125 A	4	12x6.4x1.6		
74	Befestigung Tablare	Mutter	2	M6		
75	Befestigung Magnet	Se-Schr In-6kt	1	M3x12		
76	Befestigung Magnet	Mutter	1	M3		
77	Befestigung Pos.38	Se-Schr In-6kt	2	M4x10		
78	Befestigung Pos.39	Mutter	2	M4		
79	Befestigung Pos.50	Klebeband Gyso Mount 1400 weiss, 15mm x 1mm	1	2000		