

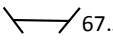
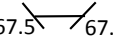











Exercice EFA constructeur métallique 2014

Liste de pièces "travaux spécifiques à la branche" Dessin n°30 orientation construction métallique

Pos.	Spécification	Matériel	Pce	Longueur		Observations
30	Gabarit	TP 68x2	1	100		Gabarit pour cintrage des brides mis à disposition
31	Structure	TCA 34x34x2	4	450		
32	Structure	TCA 34x34x2	4	200		
33	Structure	TCA 34x34x2	2	353		
34	Parclose	TCA 15x15x2	8	529		
35	Bride	TB 76.1x2.9	2	34		
36	Ouvrant	T 01.230	2	522		
37	Ouvrant	T 01.230	2	305		
38	Ouvrant	L 15x15x3	1	50		
39	Ouvrant	L 15x15x2 - alu	1	1200		Débiter par le candidat
40	Ouvrant	L 15x15x2 - alu	1	800		Débiter par le candidat
41	Pied	TP 68x2	1	897		
42	Pied	TNP 35x35x4.5	1	470		à entailler
43	Pied	TNP 35x35x4.5	1	470		à entailler
44	Pied	TNP 35x35x4.5	1	450		à entailler
45	Embout	Rdl ac.	2	Ø65x4	Laser	
46	Structure	TLD 2 - DC04	2	532	Tôle pliée	
47	Structure	TLD 2 - DC04	2	532	Tôle pliée	
48	Structure	TLD 2 - DC04	3	532	Tôle pliée	
49	Structure	TLD 2 - DC04	3	532	Tôle pliée	
50	Tôle supérieure	TL 1.5 - 1.4301	1	440x440	Laser	
51	Tôle inférieure	TL 2 - AlMg1	1	422x422	Laser	
52	Pilier	TLD 4 - DC04	1	Ø90	Laser	Ø int. 69
53	Tablette	TL 2 - 1.4301	1	289x273	Laser+pliage	
54	Tablette	TL 2 - 1.4301	1	135x28		
55	Tablette	TL 2 - 1.4301	1	128x28		

56	Tablette	TL 2 - 1.4301	1	265x30	pliage	à cintrer sur gabarit pos.30
57	Tablette	TL 2 - AlMg1	1	289x273	Laser+pliage	
58	Tablette	TL 2 - AlMg1	1	135x28		
59	Tablette	TL 2 - AlMg1	1	128x28		
60	Tablette	TL 2 - AlMg1	1	265x30	pliage	à cintrer sur gabarit pos.30
61	Poignée	MTS 35.5725.41	1	90x35		
62	Charnières	MTS 19.9000.885.04	2	80mm.		
63	Aimant	Supermagnete CSN-ES-16	1	Ø16 M3		
64	Pieds	OPO 51.885.04	4	Ø30 M8		
65	Pieds	Ecrou	4	M8		
66	Fixation parcloses	Vis t cy 6p c	16	M5x6		
67	Fixation parcloses	Vis t co 6p c	8	M5x20		
68	Fixation poignée	Vis t co 6p c	2	M4x40		
69	Fixation pos.51	Rivet aveugle t b	6	Ø4x10		
70	Fixation structure	Ec acier noir	2	M8		
71	Fixation structure	Vis t 6p	2	M8x20		
72	Fixation tablette	Vis t 6p	2	M6x20		
73	Fixation tablette	Rdl DIN 125A	4	12x6.4x1.6		
74	Fixation tablette	Ecrou	2	M6		
75	Fixation aimant	Vis t co 6p c	1	M3x12		
76	Fixation aimant	Ecrou	1	M3		
77	Fixation pos.38	Vis t co 6p c	2	M4x10		
78	Fixation pos.38	Ecrou	2	M4		
79	Fixation pos. 50	Bande Gyso mount 1400 blanche, 15mm x 1mm	1	2000		