






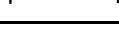




Exercice EFA constructeur métallique 2014

Liste de pièces "travail fondamental" Dessin n°10

Pos.	Spécification	Matériel	Pcs	Longueur		Observations
1	Montant A	FLA 50x8	1	295		
2	Montant A	FLA 50x8	1	295		Entailler
3	Montant B	FLA 50x8	1	295		
4	Montant B	FLA 50x8	1	295		Entailler
5	Montant C	FLA 50x8	1	(400)		Débiter par le candidat
6	Montant C	FLA 50x8	1	(400)		Débiter par le candidat
7	Montants	FLA 30x8	3	150		
8	Bougeoir sup.	TG 3"	1	40		
9	Bougeoir sup.	Rdl acier	1	Ø80x3		
10	Base	TLD 8-DD11	1	Ø220	Laser	
11	Bougeoir D+E	FLA 40x6	2	100		
12	Bougeoir D+E	TCA 40x40x3	4	80		
13	Bougeoir D+E	TLD 3-DD11	2	35x35	Laser	
14	Montants	Vis t 6p	3	M8x16		
15	Montants	Rdl DIN125A	3	16x8.4x1.6		
16	Bougeoir D+E	Vis t co 6p c	4	M6x14		
17	Bougeoir D+E	Vis sans tête pointue DIN914	2	M5x20		